



Art Attack





Your challenge is to hunt for items that you can use to make an interesting picture or pattern. Think about the textures, colours and shapes that you're looking to find. You can make the picture either inside on the floor or outside on the grass.

Here are some examples of patterns and pictures that children (and instructors) have enjoyed making...

IF YOU'RE INSIDE

Go hunting for some pens & pencils, spoons & forks, bobbles & socks, rubbers & paper clips, and anything else you can find safely! Use your imagination...



IF YOU'RE OUTSIDE

Go hunting for some leaves & twigs, petals & berries, pine cones & pebbles, and anything else you can find safely! You could even make a giant picture out of sports equipment, like tennis balls and shuttlecocks, skipping ropes and hula hoops...

Be careful of prickly plants or plants that might sting. Don't pick special flowers or plants. Be sure to only pick up natural objects, if you're unsure check with an adult before you touch them.

Then, ready...
steady... go!



When you have finished making your picture, remember to wash your hands!

